


PRODUCT SPARE PARTS INFO:

MANF: RCF spa



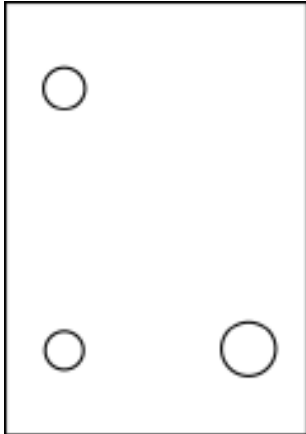
Unit 17 Lynderswood Farm
London Road, Black Notley
Braintree, Essex CM77 8QN
Tel: 01245 361578
Fax: 01245 361357

email: sales@audio-workshop.co.uk


MODEL: MSW4

DESCRIPTION: Dual Subwoofer Loudspeaker
LF 2 x 10 inch Bass driver - 120 watt IEC - 4 ohm per channel
Terminals in and out

PART NO: DESCRIPTION



84111024 COMPLETE WOOFER



There are 2 speaker chassis fitted n this cabinet.

To fit replacement speaker chassis remove screws holding side access cover.

Make a note of cable colours.

Remove all screws from speaker circumference, remove old and fit new chassis.
Re-assemble and test.



**Please refer all repairs to a Qualified audio / electronics engineer.
240v ac mains is lethal if not teated with respect.**