


PRODUCT SPARE PARTS INFO:

MANF: RCF spa

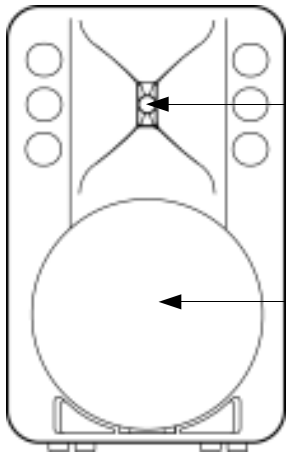


Unit 17 Lynderswood Farm
 London Road, Black Notley
 Braintree, Essex CM77 8QN
 Tel: 01245 361578
 Fax: 01245 361357
 email: sales@audio-workshop.co.uk

MODEL: ART300

DESCRIPTION: Passive Two Way Loudspeaker
 12 inch bass 1 inch HF compression driver
 8 ohm 300 watt - HF protection by lamp
 Speakon in/out

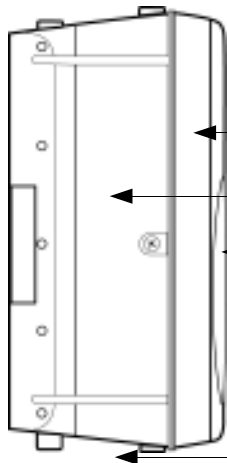
PART NO: DESCRIPTION



15410084 HF DIAPHRAGM

To fit replacement diaphragm, remove rear panel with crossover attached, disconnect cables from crossover pcb assy making note of what colour goes to each terminal. Remove 3 allen screws holding HF driver rear cover in place, remove old and fit new diaphragm. Note the + terminal is aligned with the + mark on the rear cover plate.

11401021 COMPLETE BASS DRIVER
 or
 11440038 RE CONE KIT ONLY
 (not supplied with glue)

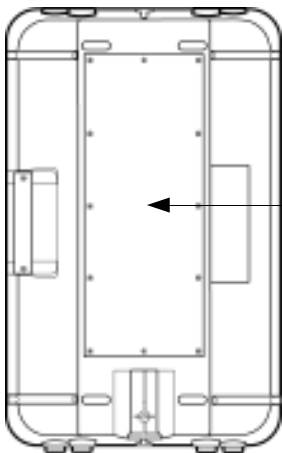


33093410 CABINET FRONT

33090390 CABINET REAR

13401009 PROTECTION GRILL

33890100 RUBBER FOOT



23102060 SUPPORT FOOT (SIDE USE)
 Not Shown

13401008 COMPLETE CROSSOVER
 83661009 PROTECTION LAMP

Remove all outer 12 rear panel screws to gain access to crossover. Lamp is held in a small 2 way terminal block. using a small flat blade screwdriver, undo both screws, remove lamp and replace with new. Take care not to touch glass of lamp when replacing as this can shorten the life of the lamp.



**Please refer all repairs to a Qualified audio / electronics engineer.
 240v ac mains is lethal if not teated with respect.**